


**MARYLAND STATE DEPARTMENT OF EDUCATION
OFFICE OF CHILD CARE
MEDICATION ADMINISTRATION AUTHORIZATION FORM**

Child Care Program: _____

This form must be completed fully in order for child care providers and staff to administer the required medication. A new medication administration form must be completed at the beginning of each 12 month period, for each medication, and each time there is a change in dosage or time of administration of a medication.

- Prescription medication must be in a container labeled by the pharmacist or prescriber.
- Non-prescription medication must be in the original container with the label intact.
- An adult must bring the medication to the facility.



Child's Picture (Optional)

PRESCRIBER'S AUTHORIZATION

Child's Name: _____ Date of Birth: _____

Condition for which medication is being administered: _____

Medication Name: _____ Dose: _____ Route: _____

Time/frequency of administration: _____ If PRN, frequency: _____
(PRN=as needed)

If PRN, for what symptoms: _____

Possible side effects - Specify: _____

Medication shall be administered from: _____ to _____
Month / Day / Year Month / Day / Year (not to exceed 1 year)

Prescriber's Name/Title: _____
(Type or print)

Telephone: _____ FAX: _____

Address: _____

Prescriber's Signature: _____ Date: _____
(Original signature or signature stamp ONLY)



This space may be used for the Prescriber's Address Stamp

PARENT/GUARDIAN AUTHORIZATION

I/We request authorized child care provider/staff to administer the medication as prescribed by the above prescriber. I/We certify that I/we have legal authority to consent to medical treatment for the child named above, including the administration of medication at the facility. I/We understand that at the end of the authorized period, an adult must pick up the medication, otherwise it will be discarded.

Parent/Guardian Signature: _____ Date: _____

Home Phone #: _____ Cell Phone #: _____ Work Phone #: _____

SELF CARRY/SELF ADMINISTRATION OF EMERGENCY MEDICATION AUTHORIZATION/APPROVAL

(Only school-aged children may be authorized to self carry/self administer medication.)

Self carry/self administration of **emergency** medication noted above may be authorized by the prescriber.

Prescriber's authorization: _____
Signature Date

Parental approval: _____
Signature Date

FACILITY RECEIPT AND REVIEW

Medication was received from: _____ Date: _____

Special Health Care Plan Received: YES NO

Medication was received by: _____
Signature of Person Receiving Medication and Reviewing the Form Date

Allergy Action Plan
Must be accompanied by a Medication Authorization Form (OCC 1216)



CHILD'S NAME: _____ Date of Birth: _____

ALLERGY TO: _____

Is the child Asthmatic? No Yes (If Yes = Higher Risk for Severe Reaction)

TREATMENT

Symptoms: The child has ingested a food allergen or exposed to an allergy trigger: But is <i>not</i> exhibiting or complaining of any symptoms	Give this Medication	
	Epinephrine	Antihistamine
Mouth: itching, tingling, swelling of lips, tongue or mouth ("mouth feels funny")		
Skin: hives, itchy rash, swelling of the face or extremities		
Gut: nausea, abdominal cramps, vomiting, diarrhea		
Throat*: difficulty swallowing ("choking feeling"), hoarseness, hacking cough		
Lung*: shortness of breath, repetitive coughing, wheezing		
Heart*: weak or fast pulse, low blood pressure, fainting, pale, blueness		
Other:		
If reaction is progressing (several of the above areas affected)		

*Potentially life-threatening. The severity of symptoms can quickly change.

*IMPORTANT: Asthma inhalers and/or antihistamines cannot be depended on to replace epinephrine in anaphylaxis.

Medication	Dose:
Epinephrine:	
Antihistamine:	
Other:	

Doctor's Signature

Date

EMERGENCY CALLS

1) Call 911 (or Rescue Squad) whenever Epinephrine has been administered. 2) Call the parent. State that an allergic reaction has been treated and additional epinephrine may be needed. 3) Stay with the child.

Doctor's Name: _____

Phone Number: _____

Contact(s)	Name/Relationship	Phone Number(s)	
		Daytime Number	Cell
Parent/Guardian 1			
Parent/Guardian 2			
Emergency 1			
Emergency 2			

***EVEN IF A PARENT/GUARDIAN CANNOT BE REACHED, DO NOT HESITATE TO MEDICATE AND CALL 911.**

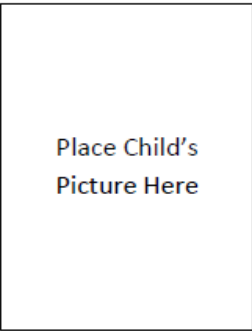
Health Care Provider and Parent Authorization for Self/Carry Self Administration
I authorize the child care provider to administer the above medications as indicated. Students may self carry/self administer [school-aged only] yes No

Parent/Guardian's Signature

Date

Allergy Action Plan (Continued)

Must be accompanied by a Medication Authorization Form (OCC 1216)



CHILD'S NAME: _____ **Date of Birth:** _____

ALLERGY TO: _____

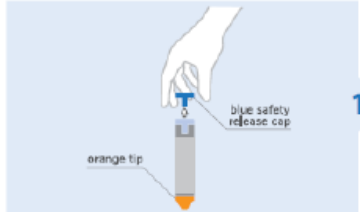
Is the child Asthmatic? No Yes (If Yes = Higher Risk for Severe Reaction)

The Child Care Facility will:

- Reduce exposure to allergen(s) by: (no sharing food, _____)
- Ensure proper hand washing procedures are followed. _____
- Observe and monitor child for any signs of allergic reaction(s). _____
- Ensure that medication is immediately available to administer in case of an allergic reaction (in the classroom, playground, field trips, etc.) _____
- Ensure that a person trained in Medication Administration accompanies child on any off-site activity. _____
- _____
- _____
- _____
- _____

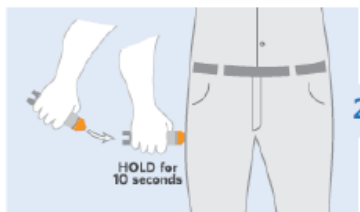
EPIPEN®
(Epinephrine) Auto-Injectors 0.1/0.15mg

userguide



1

Pull off the blue safety release cap.



2

Swing and firmly push the orange tip against the outer thigh so it 'clicks.' HOLD on thigh for approximately 10 seconds to deliver the drug.

Please note: As soon as you release pressure from the thigh, the protective cover will extend.

Each EpiPen Auto-Injector contains a single dose of a medicine called epinephrine, which you inject into your outer thigh. DO NOT INJECT INTRAVENOUSLY. DO NOT INJECT INTO YOUR BUTTOCK. asthma may not be effective for a severe allergic reaction. In case of accidental injection, please seek immediate medical treatment.

Call 911

3

Seek immediate emergency medical attention and be sure to take the EpiPen Auto-Injector with you to the emergency room.

To view an instructional video demonstrating how to use an EpiPen Auto-Injector, please visit epipen.com.

©2010 Day Pharma, L.P. All rights reserved.
EPIPEN and the Day logo are registered trademarks of Day Pharma, L.P.
EpiPen®, EpiPen 2-Pak®, and EpiPen Jr 2-Pak® are registered trademarks of Mylan, Inc. Licensed exclusively to its wholly-owned subsidiary, Day Pharma, L.P.

The Parent/Guardian will:

- Ensure the child care facility has a sufficient supply of emergency medication. _____
- Replace medication prior to the expiration date _____
- Monitor any foods served by the child care facility, make substitutions or arrangements with the facility, if needed. _____
- _____
- _____
- _____
- _____
- _____
- _____
- _____
- _____

Page 2

Maryland State Child Care/Nursery School
 Asthma Medication Administration Authorization Form
 ASTHMA ACTION PLAN for ___/___/___ to ___/___/___ (not to exceed 12 months)



Triggers (list)

Student's
 Name: _____ DOB: _____ PEAK FLOW PERSONAL BEST: _____

ASTHMA SEVERITY: Exercise Induced Intermittent Mild Persistent Moderate Persistent Severe Persistent

GREEN ZONE : Long Term Control Medication — use daily at home unless otherwise indicated					
CHECK SYMPTOMS/INDICATIONS FOR MEDICATION USE	<input type="checkbox"/> Breathing is good	Medication	Dose	Route	Frequency
	<input type="checkbox"/> No cough or wheeze				
	<input type="checkbox"/> Can work, exercise, play				
	<input type="checkbox"/> Other: _____				
	<input type="checkbox"/> Peak flow greater than _____ (80% personal best)				
<input type="checkbox"/> Prior to exercise/sports/ physical education	(Rescue Medication)				
If using more than twice per week for exercise, notify the health care provider and parent/guardian.					
YELLOW ZONE: Quick Relief Medications — to be added to Green zone medications for symptoms					
CHECK SYMPTOMS/INDICATIONS FOR MEDICATION USE	<input type="checkbox"/> Cough or cold symptoms	Medication	Dose	Route	Frequency
	<input type="checkbox"/> Wheezing				
	<input type="checkbox"/> Tight chest or shortness of breath				
	<input type="checkbox"/> Cough at night				
	<input type="checkbox"/> Other: _____				
<input type="checkbox"/> Peak flow between _____ and _____ (50%-79% personal best)	If symptoms do not improve in _____ minutes, notify the health care provider and parent/guardian. If using more than twice per week, notify the health care provider and parent/guardian.				
RED ZONE: Emergency Medications — Take these medications and call 911					
CHECK SYMPTOMS/INDICATIONS FOR MEDICATION USE	<input type="checkbox"/> Medication is not helping within 15-20 mins	Medication	Dose	Route	Frequency
	<input type="checkbox"/> Breathing is hard and fast				
	<input type="checkbox"/> Nasal flaring or skin retracts between ribs				
	<input type="checkbox"/> Lips or fingernails blue				
	<input type="checkbox"/> Trouble walking or talking				
<input type="checkbox"/> Other: _____	Contact the parent/guardian after calling 911.				
<input type="checkbox"/> Peak flow less than _____ (50% personal best)					

Health Care Provider and Parent Authorization

I authorize the child care provider to administer the above medications as indicated. By signing below, I authorize to self-carry/self-administer medication and authorize the child to self-carry/self-administer the medications indicated during any child care and before/after school programs. Student may self-carry medications:

[School-age children] Yes No

Prescriber signature: _____ Date: _____ Parent / Guardian Signature: _____ Date: _____

Reviewed by Child Care Provider: Name: _____ Signature: _____ Date: _____

MARYLAND DEPARTMENT OF HEALTH AND MENTAL HYGIENE IMMUNIZATION CERTIFICATE

CHILD'S NAME _____
 LAST FIRST MI
 SEX: MALE FEMALE BIRTHDATE _____/_____/_____
 COUNTY _____ SCHOOL _____ GRADE _____
 PARENT OR GUARDIAN NAME _____ PHONE NO. _____
 ADDRESS _____ CITY _____ ZIP _____

RECORD OF IMMUNIZATIONS (See Notes On Other Side)

Vaccines Type													
Dose #	DTP-DTaP-DT Mo/Day/Yr	Polio Mo/Day/Yr	Hib Mo/Day/Yr	Hep B Mo/Day/Yr	PCV Mo/Day/Yr	Rotavirus Mo/Day/Yr	MCV Mo/Day/Yr	HPV Mo/Day/Yr	Dose #	Hep A Mo/Day/Yr	MMR Mo/Day/Yr	Varicella Mo/Day/Yr	History of Varicella Disease Mo/Yr
1									1				
2									2				
3										Td Mo/Day/Yr	Tdap Mo/Day/Yr	FLU Mo/Day/Yr	Other Mo/Day/Yr
4										_____	_____	_____	_____
5										_____	_____	_____	_____

To the best of my knowledge, the vaccines listed above were administered as indicated.

Clinic / Office Name
Office Address/ Phone Number

- _____
Signature Title Date
(Medical provider, local health department official, school official, or child care provider only)
- _____
Signature Title Date
- _____
Signature Title Date

Lines 2 and 3 are for certification of vaccines given after the initial signature.

COMPLETE THE APPROPRIATE SECTION BELOW IF THE CHILD IS EXEMPT FROM VACCINATION ON MEDICAL OR RELIGIOUS GROUNDS. ANY VACCINATION(S) THAT HAVE BEEN RECEIVED SHOULD BE ENTERED ABOVE.

MEDICAL CONTRAINDICATION:

Please check the appropriate box to describe the medical contraindication.

This is a: Permanent condition OR Temporary condition until _____/_____/_____
Date

The above child has a valid medical contraindication to being vaccinated at this time. Please indicate which vaccine(s) and the reason for the contraindication, _____

Signed: _____ Date _____
Medical Provider / LHD Official

RELIGIOUS OBJECTION:

I am the parent/guardian of the child identified above. Because of my bona fide religious beliefs and practices, I object to any vaccine(s) being given to my child. This exemption does not apply during an emergency or epidemic of disease.

Signed: _____ Date: _____

How To Use This Form

The medical provider that gave the vaccinations may record the dates (using month/day/year) directly on this form (check marks are not acceptable) and certify them by signing the signature section. Combination vaccines should be listed individually, by each component of the vaccine. A different medical provider, local health department official, school official, or child care provider may transcribe onto this form and certify vaccination dates from any other record which has the authentication of a medical provider, health department, school, or child care service.

Only a medical provider, local health department official, school official, or child care provider may sign ‘Record of Immunization’ section of this form. This form may not be altered, changed, or modified in any way.

Notes:

1. When immunization records have been lost or destroyed, vaccination dates may be reconstructed for all vaccines except **varicella, measles, mumps, or rubella.**
2. Reconstructed dates for all vaccines must be reviewed and approved by a medical provider or local health department no later than 20 calendar days following the date the student was temporarily admitted or retained.
3. Blood test results are NOT acceptable evidence of immunity against diphtheria, tetanus, or pertussis (DTP/DTaP/Tdap/DT/Td).
4. Blood test verification of immunity is acceptable in lieu of polio, measles, mumps, rubella, hepatitis B, or varicella vaccination dates, but **revaccination may be more expedient.**
5. History of disease is NOT acceptable in lieu of any of the required immunizations, except varicella.

Immunization Requirements

The following excerpt from the DHMH Code of Maryland Regulations (COMAR) 10.06.04.03 applies to schools:

“A preschool or school principal or other person in charge of a preschool or school, public or private, may not knowingly admit a student to or retain a student in a:

- (1) Preschool program unless the student's parent or guardian has furnished evidence of age appropriate immunity against Haemophilus influenzae, type b, and pneumococcal disease;
- (2) Preschool program or kindergarten through the second grade of school unless the student's parent or guardian has furnished evidence of age-appropriate immunity against pertussis; and
- (3) Preschool program or kindergarten through the 12th grade unless the student's parent or guardian has furnished evidence of age-appropriate immunity against: (a) Tetanus; (b) Diphtheria; (c) Poliomyelitis; (d) Measles (rubeola); (e) Mumps; (f) Rubella; (g) Hepatitis B; (h) Varicella; (i) Meningitis; and (j) Tetanus-diphtheria-acellular pertussis acquired through a Tetanus-diphtheria-acellular pertussis (Tdap) vaccine.”

Please refer to the “**Minimum Vaccine Requirements for Children Enrolled in Pre-school Programs and in Schools**” to determine age-appropriate immunity for preschool through grade 12 enrollees. The minimum vaccine requirements and DHMH COMAR 10.06.04.03 are available at www.dhmh.maryland.gov. (Choose Immunization in the A-Z Index)

Age-appropriate immunization requirements for licensed childcare centers and family day care homes are based on the Department of Human Resources COMAR 13A.15.03.02 and COMAR 13A.16.03.04 G & H and the “**Age-Appropriate Immunizations Requirements for Children Enrolled in Child Care Programs**” guideline chart are available at www.dhmh.maryland.gov. (Choose Immunization in the A-Z Index)